

Flexible Arm Fume Extraction Product Guide

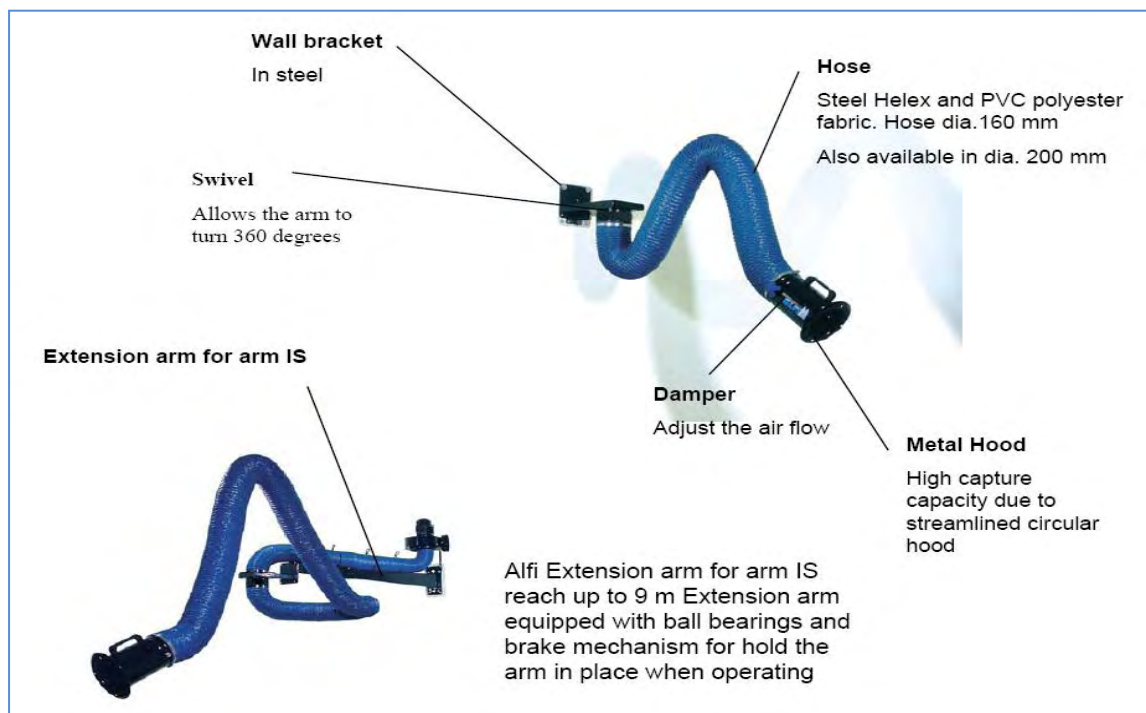


Flexible Extraction Arm

Alfi IS Arm - constructed with flexible internal support system

Available in three models - all with 360° rotation

- ▶ with steel bracket for wall mounting (as standard)
- ▶ ceiling mount - from a hanging position
- ▶ ready for table mounting



Alf IS spring balanced extraction arms offer the easiest positioning available. The unique design not only moves the arm easily, but also holds in place once positioned.

Flexible and high temperature resistant hose combined with a metal hood makes the lightweight arm the best choice for professional and heavy duty applications for fume and dust.

Accessories Fans, automatic start/stop, spotlight, extension hoses with magnet, hood, bracket 1m and 2m for mounting on roof or floor

Product List

Wall mounted with 160mm diam. Duct		Wall mounted with 200mm diam. Duct	
1.5m	110061	1.5m	111421
2.0m	110072	2.0m	111432
3.0m	110083	3.0m	111443
4.0m	110094	4.0m	111454
5.0m	110105	5.0m	111465

Flexible Extraction Arms

with external support system



- ▶ **Self Supporting** flexible arm with external support construction, easy to clean with precise manoeuvrability. Unique spring controlled lock to hold the arm steady under operation.
- ▶ **Finger tip control** flexible arms hold their place by parallelogram and gas spring support mechanism. Double horizontal joints with roller bearing for easy positioning.
- ▶ **In fact** the only arm in the market worth the name “flexible”. Designed for professional workers. Extremely easy to move and stay where you park.
- ▶ **Hoses** are free from internal support components to minimise accumulation of particles and dust inside of the hose. This also reduces air pressure drop for higher air flow and lower noise level
- ▶ **Two designs** available and many models - all with 360° rotation

Alfi ES extraction arm

Alfi extraction arm with External Support systems. All include wall bracket.

Wide range of hose diameters:
63 and 75 mm (high pressure hose) for high vacuum systems.

100; 125; 160 and 200 mm for low and medium vacuum systems

Alfi EST extraction arm

Alfi extraction arm with hose and tubing. Distribution channels are made in smooth tubing to minimise pressure drop - maximize air flow and reduce sound level.

Flexible parallelogram construction has an encapsulated mechanism.

With extra tension discs as standard equipped to handle special designed hoods up to 10 kg weight.

Extension arms available


The flexible ES and EST arms can easily be connected to extension arms for reach up to 8 metres. The extension arms could be equipped with a suspension rail

Accessories

Light kits
Transformers
Extension hoses with magnet
Brackets for mounting arms on ceiling/floor
Automatic start/stop

Hygienic Extraction Arms

- ▶ **Hygienic Design** - hose is mounted to flexible support arms by straps and simply detach for cleaning
- ▶ **Hoses** are free from internal support components to minimise accumulation of particles and dust inside of the hose. This also reduces air pressure drop for higher air flow and lower noise level.
- ▶ **ESH** a totally sealed, powder coated profile and hood for hygienic applications
- ▶ **ESSH** powder coated arm with acid proof - mirror polished stainless steel hood & handle
- ▶ **ESS** all supports, handle & hood are mirror polished stainless steel, to deal with the toughest working environments in process and chemical industry
- ▶ **Horizontally** pivoted boom for extra reach.
- ▶ **Self Supporting** flexible arm with external support construction, easy to clean with precise manoeuvrability
- ▶ **Hoods** are available with different types of hoods due to application and particle sizes.
 - Hood A** straight -for large particles (dust)
 - Hood B** the 150° hood develops a tornado effect to enhance its capacity to extract Very Fine Particles (gas particles)
 - Hood C** angled at 67° to suit a mix of large and fine particles (smoke)



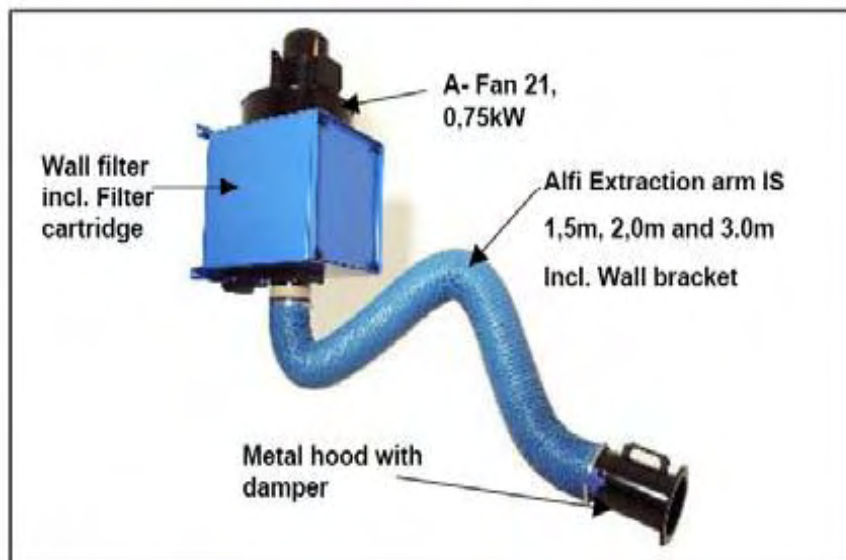
Product List

ESS - 110mm diam. Duct Straight Hood		ESS - 110mm diam. Duct 67 degree Hood		ESS - 110mm diam. Duct 150 degree Hood		ESS - 160mm diam. Duct 120 degree hood	
2.0m	123342	2.0m	123402	2.0m	123462	2.0m	121812
3.0m	123353	3.0m	123413	3.0m	123473	3.0m	121823
4.0m	123364	4.0m	123424	4.0m	123484	4.0m	121834
Damper tight acid proof	124830	Damper tight acid proof	124820	Damper tight acid proof	124820	Damper tight acid proof	124840

Stationary Wall Filter

Alfi SWF cartridge filters are designed for use with Alfi's IS (Internally Supported) flexible extractor arms. With high filtration efficiency they clean the premises of welding fumes, light grinding dust and other airborne particles.

- ▶ Solve your pollution problems simply, quickly and for a very small investment
- ▶ Easy to mount in combination with Alfi's wide range of flexible arms
- ▶ Saves energy when air is permitted to recirculate back into the premise
- ▶ Reusable filter cartridge is easily accessed for cleaning
- ▶ Activated carbon filter for gases is also available
- ▶ Air flow of 1200m³/h with new filter



Product List

Stationary Wall Filter including filter cartridge	500260
A- Fan 2100 / 0.75 kW / 3 phase	200132
A- Fan 2100 / 0.75 kW / 1 phase	200152
Replacement filter	451601
Holder for activated carbon filter	450850
Activated carbon filter set of 10 filters	451070
Alfi IS Extraction Arm 1.5 m; 160mm diam. incl. wall bracket	110061
Alfi IS Extraction Arm 2.0 m; 160mm diam. incl. wall bracket	110072
Alfi IS Extraction Arm 3.0 m; 160mm diam. incl. wall bracket	110083

Portable Extraction Unit

- ▶ **Filtering welding dust and fume** or for light dust applications such as grinding and process dust
- ▶ **Alfi IS Mobile** is a mobile extractor fan and internally supported flexible arm with filter cartridge. Ideal for filtering welding fumes and light dust. Alfi IS Mobile is compact and offers an economical and flexible solution for light engineering and repair shops.
- ▶ **Robust and easy to use** Powder coated steel body (no plastic) for professional use. Dirt is collected inside the filter cartridge. Removing the cartridge is clean and safe. Alfi IS Mobile is robust, yet the easily manoeuvrable wheels and handles make it easy to reposition. Add an adjustable Alfi IS Arm and you have a versatile and flexible filtration unit which can be moved between different work stations.
- ▶ **Profitable investment** Alfi IS Mobile reduces the need for general ventilation, and reduces the amount of dust and fumes in the air. Cleaner air in the workshop means healthier people and higher productivity.



Technical Data

Capacity: 1200m³/h
 Filtration efficiency: > 99 % (Welding fumes)
 Action radius: 2 or 3 m due to arm
 Swivelling arm: 360° Fan: 0.75 kW.
 Filter Cartridge: Dust free replacement
 Measure: H 990 x W 530 x D 640 mm
 Weight: 55 kg + 15 Kg

Product List

Alfi IS Mobile 240V 1Ph 0.75 kW for 1200m ³ /h	400010
2m Alfi Arm IS	110022
3m Alfi Arm IS	110033
Carbon filter holder	450040
Set of activated carbon 10 pcs	450050
Replacement filter - 14m ² cartridge	451601

MF-Eco Jet Pulse Portable Extraction Unit



Welding Fume and Dust MF-Eco Jet Pulse is a mobile extractor fan and internally supported flexible arm combined with cartridge filter and built in Jet Pulse Cleaning system. No expensive replacement filters needed! It's the most economical filtering solution available for welding fumes and light dust.

Jet Pulse Cleaning Cartridge filter has "better than 99.9%" efficiency with extra cleaning convenience. Simply connect the hose to a compressed air line and it is clean in a minute with the built in Jet Pulse system.

Flexible and economical MF-Eco Jet Pulse is robust, yet easily manoeuvrable. Add to this the adjustable Alfi IS Extractor Arm, and you have a supremely versatile and flexible filtration unit - it can easily be moved between different work stations.

Product List

MF-Eco Jet Pulse mobile filter 1-phase; 220volt; 50Hz. Extractor arm not included.	A-540
MF-Eco Jet Pulse mobile filter 3-phase; 400volt; 50Hz. Extractor arm not included.	A-543
Alfi Flexible IS Extractor Arm FLF 2m/160mm diam.	A-002
Alfi Flexible IS Extractor Arm FLF 3m/160mm diam.	A-003
MF-Eco Replacement Filter Cartridge, Polyester	A-541
Holder for 2 Flexi Extractor Arms 160mm diam. (max.3m)	A-086

MF-Grinder with Jet-Pulse Filter Cartridge Cleaning

Complete Welding/Grinding Booth - Ready to use! MF-Grinder is a complete working booth. Just plug it in and start welding, or grinding. It is a working booth with side walls and 6mm heavy duty steel table (900x600mm) and built in down draft grid which exhausts 2000m³/h. The fume or dust is filtered and recycled. For extra convenience, the filter cartridge is equipped with a Jet-Pulse pneumatic cleaning system.

Combined Water Filter and Spark Trap MF-Grinder is equipped with an expansion chamber and two water filters that filter away the larger particles and, in a safe way, take care of sparks!

Filter Cartridge with Jet-Pulse Cleaning The filter cartridge inside the MF-Grinder is efficiently cleaned by the built in Jet-Pulse pneumatic cleaning system

Legs or Wheels MF-Grinder is equipped with either 125mm legs or with wheels so the MF-Grinder can easily be moved around to where it is best needed.



Accessories

- ▶ Lights
- ▶ Electric Outlet
- ▶ Welding Gun Holder
- ▶ Earth Connection

Product List

MF-Grinder with light and legs 125mm: 1.1kW/1Phase/230V/50Hz	P-565
MF-Grinder with light and legs 125mm: 1.1kW/3Phase/400V/50Hz	P-566
Mobile MF-Grinder with light and wheels: 1.1kW/1Phase/230V/50Hz	P-567
Mobile MF-Grinder with light and wheels: 1.1kW/3Phase/400V/50Hz	P-568
Replacement filter cartridge. Polyester	P-541

JET-Cleaner

NEW!



JET-Cleaner Filter Cartridge Cleaner

The JET-Cleaner is a machine that fast and efficiently cleans cartridge filters. It is made for cleaning Mobi-Flex and Wall-Flex filter cartridges (P-160). When you lose airflow, take out the filter cartridge and put it into the JET-Cleaner. It only takes 30 second and airflow is back to normal.

JET-Pulse cleaning system is a combination of normal back pulse and shaking. It is a very efficient and fast way of cleaning dirty cartridges.

100 times longer life The JET-Cleaner will give your normal filter cartridges up to 100 times longer life. It is a substantial saving!



30 Years experience!

30 years experience of design and manufacturing combine to bring you well-proven techniques and progressive new ideas.

Product List

JET-Cleaner for Mobi-Flex and Wall-Flex filter cartridge (P-160)

P-555

Vehicle Exhaust Extraction



Hose Reels

- ▶ Drum 650, 1000, 1250 mm
- ▶ Spring operated with locking mechanism
- ▶ Hoses in 75mm, 125mm and 150mm diam.
- ▶ The reels are available with or without hose
- ▶ The reel can be combined with our fans
- ▶ 7.5m or 10m of hose - more available if required.


Alfi Fans and Motors

For use with Extraction Arms: A-fan 14; A-Fan 21; A-Fan 21 Turbo

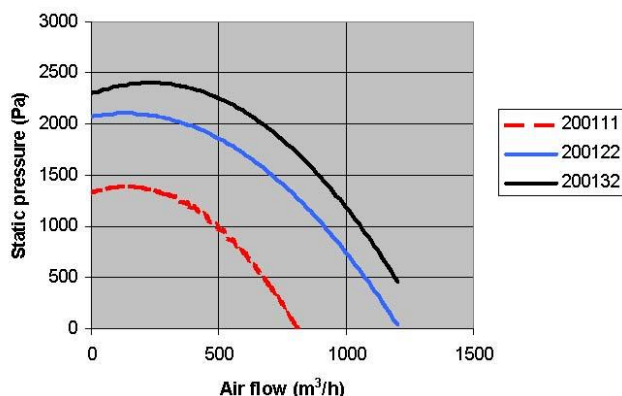
Designed for optimal extraction air flow and highest reliability

The fans fit directly to the Extractor arm or together with a mounting bracket. Outlet is round with a 200mm diameter

The A-Fan 21 Turbo is recommended for extension arms and is supplied with all filtered extraction systems



A fans Static pressure vs. Air flow



Mounting:

The A- fans fit directly onto the wall bracket of Alfi Extraction Arm IS.

For installations with Extension Arms use fan bracket with swivel.